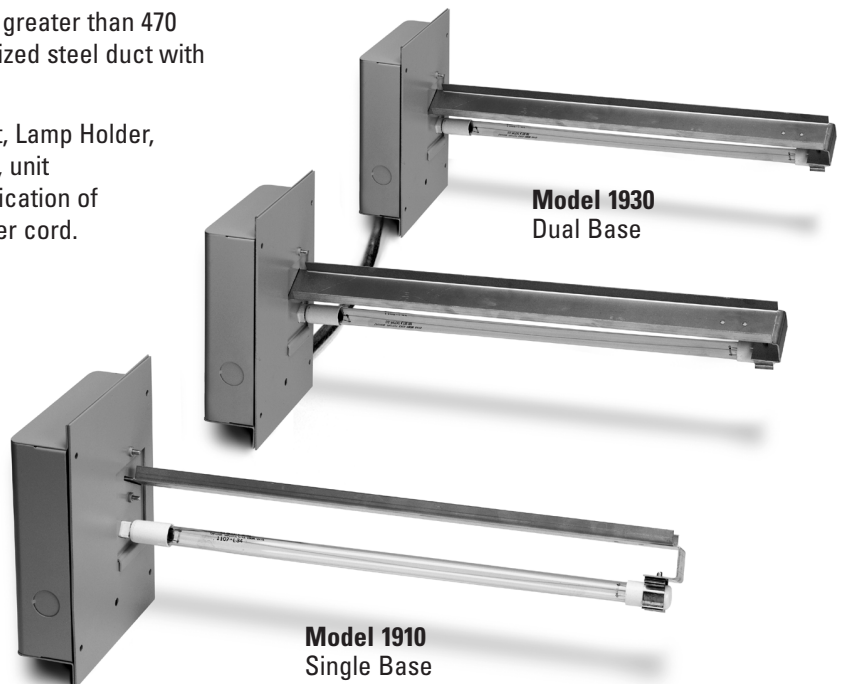


### SPECIFICATIONS

- Ultraviolet Germicidal Lamps shall be designed to kill bacteria, fungi, and mold that can grow on the air conditioning coil.
- Unit shall be designed for installation in split system HVAC equipment.
- Germicidal UV-C energy measured at a distance of 18 inches perpendicular to the center of the lamp shall be greater than 470  $\mu\text{W}/\text{cm}^2$  @ 253.7 nm when measured in a galvanized steel duct with 70°F air moving at 500 FPM.
- Unit shall be complete with Lamp, Lamp Bracket, Lamp Holder, Lamp Door, Unit Housing, Slow Burn 3 amp fuse, unit mounted on/off switch, sight glass to allow verification of operation without opening the system, and power cord.
- Units shall be single or dual base design.
- Electrical characteristics shall be 115 VAC with 8' power cord with standard three prong grounded outlet.
- Unit electrical usage shall not exceed 40 watts for single base unit, or 80 watts for dual base units.
- Unit shall produce no ozone.
- Unit shall be registered with the FDA as a Class II medical device.
- Unit shall be UL and C-UL classified.
- Lamp life shall be one year when operated continuously.
- Unit warranty shall be 3 years; the lamp warranty will be 1 year.
- UV Germicidal Lamps shall be Aprilaire Model 1910 single base unit or Aprilaire Model 1930 dual base unit.



#### MODELS 1910 & 1930 TECHNICAL SPECIFICATIONS

**Box Dimensions:** 8" wide x 8.5" high

**Lamp Length:** 18"

**Electrical Connection:** 115 VAC, 8' power cord with standard three prong grounded plug, UL classified.

**Electrical Usage:** Model 1910 (single base)=40 watts  
Model 1930 (dual base)=80 watts

**Fuse:** 3 amp slow burn, Aprilaire Part #4412

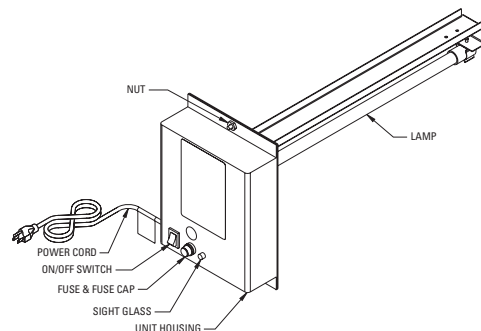
**Lamp:** Aprilaire Part #90

**Ozone Production:** None

**Warranty:** 3 year unit; 1 year lamp

#### 1900 SERIES PRODUCT COMPONENTS

- **Model 1910:** Single base with 1 lamp
- **Model 1930:** 2 bases, each with 1 lamp



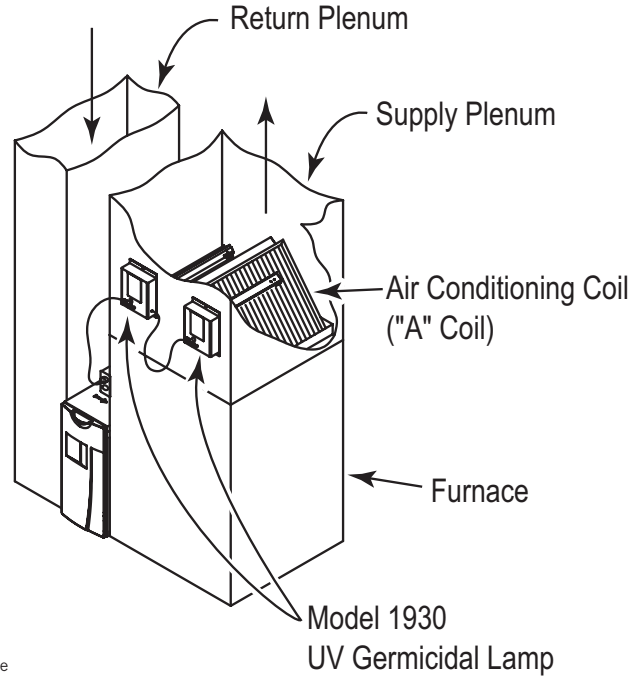
## MODEL 1910 & 1930 SPLIT SYSTEM UV GERMICIDAL LAMP APPLICATION GUIDELINES

### Model 1910

- For installation on A-coils:
  - 16" in height or less for "front" installation (parallel to coil)
  - 21" in height or less for "side" installation (perpendicular to coil)
- For installation in horizontal air handling equipment
  - vertical coils 24" in height or less

### Model 1930

- For installation on A-coils:
  - over 16" in height for "front" installation (parallel to coil)
  - over 21" in height for "side" installation (perpendicular to coil)
- For installation in horizontal air handling equipment
  - vertical coils over 24" in height



### Intensity vs Distance for a typical UV Germicidal Lamp

Distance from UV Lamp inches	Intensity $\mu\text{W}/\text{cm}^2$
6	970
12	490
18	270
24	175
36	90
48	50

As the distance between the microorganism and the UV lamp increases, the intensity decreases.

At 12 inches from the lamp, more time is needed to kill a significant amount of bacteria and fungal spores than time allows when microorganisms travel through a duct at 400fpm. (See table below.)

UV Germicidal Light Performance		UV Germicidal Light Dosage to Kill 99.9% of Listed Organism $\mu\text{W}\text{-sec}/\text{cm}^2$	Time for UV Germicidal Light to Kill 99.9% of Listed Organism at a 12" Distance (seconds)	Distance Organism will Travel at 400 fpm Duct Velocity at 99.9% Kill Time (feet)
Name of Microorganism	Type of Microorganism			
Legionella pneumophillia	bacteria	3,800	8	52
Staphyococcus aureus	bacteria	7,000	14	96
Influenza	virus	6,600	14	91
Aspergillus flavus	fungal spores	99,000	204	1358